





# FREE **DMV** TEST

## Indiana Road Signs

Downloadable work sheet to help you study Indiana road signs for your Indiana BMV test.

What do the signs mean? Mark the correct checkbox below.

		
<input type="checkbox"/> Library <input type="checkbox"/> School crossing <input type="checkbox"/> Children playground <input type="checkbox"/> Pedestrian sidewalk on left	<input type="checkbox"/> Low bridge / underpass <input type="checkbox"/> Railroad crossing on right <input type="checkbox"/> Closed roadway <input type="checkbox"/> Reversible traffic lane	<input type="checkbox"/> Steep downgrade <input type="checkbox"/> Reserved truck lane <input type="checkbox"/> Trucks entering highway <input type="checkbox"/> Truck parking
		
<input type="checkbox"/> Highway ramp ahead <input type="checkbox"/> Single traffic lane ahead <input type="checkbox"/> Stop ahead <input type="checkbox"/> Traffic signal ahead	<input type="checkbox"/> Side road <input type="checkbox"/> Railroad crossing <input type="checkbox"/> T-intersection <input type="checkbox"/> Two-way traffic	<input type="checkbox"/> Intersection <input type="checkbox"/> Detour <input type="checkbox"/> Hospital <input type="checkbox"/> Overpass
		
<input type="checkbox"/> Added lane <input type="checkbox"/> Merging traffic <input type="checkbox"/> Keep right <input type="checkbox"/> One-way traffic	<input type="checkbox"/> End of no-passing zone <input type="checkbox"/> Stop ahead <input type="checkbox"/> Wrong way <input type="checkbox"/> Lane ends	<input type="checkbox"/> No passenger vehicles <input type="checkbox"/> No passing <input type="checkbox"/> No parking <input type="checkbox"/> No public access

# FREE **DMV** TEST

## Indiana Road Signs

What do the signs mean? Mark the correct checkbox below.

Don't forget to read the Indiana Driver's Manual

		
<p><b>This center lane is used for:</b></p> <ul style="list-style-type: none"> <li><input type="checkbox"/> Left turns only</li> <li><input type="checkbox"/> Reversible traffic</li> <li><input type="checkbox"/> Left and right turns only</li> <li><input type="checkbox"/> Merging</li> </ul>	<p><b>What is ahead?</b></p> <ul style="list-style-type: none"> <li><input type="checkbox"/> A four-way stop</li> <li><input type="checkbox"/> A work zone</li> <li><input type="checkbox"/> A school zone</li> <li><input type="checkbox"/> A yield sign</li> </ul>	<p><b>You may continue in this direction:</b></p> <ul style="list-style-type: none"> <li><input type="checkbox"/> If you keep left</li> <li><input type="checkbox"/> If you use the shoulder</li> <li><input type="checkbox"/> If you use caution</li> <li><input type="checkbox"/> Under no circumstances</li> </ul>
		
<ul style="list-style-type: none"> <li><input type="checkbox"/> No turns</li> <li><input type="checkbox"/> No U-turn</li> <li><input type="checkbox"/> One way</li> <li><input type="checkbox"/> Restricted lane</li> </ul>	<ul style="list-style-type: none"> <li><input type="checkbox"/> Speed zone</li> <li><input type="checkbox"/> Slower traffic keep right</li> <li><input type="checkbox"/> Right lane is for bicycles only</li> <li><input type="checkbox"/> Bicycle crossing</li> </ul>	<ul style="list-style-type: none"> <li><input type="checkbox"/> Sharp turn</li> <li><input type="checkbox"/> Curve ahead</li> <li><input type="checkbox"/> Two-way traffic</li> <li><input type="checkbox"/> Side road on right</li> </ul>
		
<p><b>This sign means:</b></p> <ul style="list-style-type: none"> <li><input type="checkbox"/> Low clearance</li> <li><input type="checkbox"/> Lane ends</li> <li><input type="checkbox"/> Divided highway begins</li> <li><input type="checkbox"/> Narrow bridge</li> </ul>	<p><b>Traffic in the right-hand lane:</b></p> <ul style="list-style-type: none"> <li><input type="checkbox"/> Can go left or straight</li> <li><input type="checkbox"/> Must turn left</li> <li><input type="checkbox"/> Can go right or straight</li> <li><input type="checkbox"/> Must go straight</li> </ul>	<p><b>You see this sign, you must:</b></p> <ul style="list-style-type: none"> <li><input type="checkbox"/> Be prepared to stop</li> <li><input type="checkbox"/> Not drive in this direction</li> <li><input type="checkbox"/> Keep left</li> <li><input type="checkbox"/> Slow down and use caution</li> </ul>

# FREE **DMV** TEST

## Indiana Road Signs

What do the road signs mean? Mark the correct checkbox below.

		
<input type="checkbox"/> Divided highway begins <input type="checkbox"/> Multiple turns <input type="checkbox"/> Two-way traffic <input type="checkbox"/> Highway tunnel	<input type="checkbox"/> Traffic must turn left <input type="checkbox"/> No turn on red <input type="checkbox"/> Closed roadway <input type="checkbox"/> No right turn	<input type="checkbox"/> Lanes shifting <input type="checkbox"/> Winding road <input type="checkbox"/> Sharpe turns <input type="checkbox"/> Merging traffic
		
<input type="checkbox"/> New speed limit ahead <input type="checkbox"/> Minimum speed <input type="checkbox"/> Speed advisory at exit <input type="checkbox"/> Slower traffic must exit	<input type="checkbox"/> Hotel <input type="checkbox"/> Hospital <input type="checkbox"/> Highway parking <input type="checkbox"/> Handicap facilities	<input type="checkbox"/> Divided highway begins <input type="checkbox"/> Added lane <input type="checkbox"/> Keep left <input type="checkbox"/> Steep downgrade
		
<input type="checkbox"/> Low shoulder <input type="checkbox"/> Slippery when wet <input type="checkbox"/> Lanes shifting <input type="checkbox"/> Sharp turn	<input type="checkbox"/> End of no-passing zone <input type="checkbox"/> Stop ahead <input type="checkbox"/> Wrong way <input type="checkbox"/> Lane ends	<input type="checkbox"/> Lane ends <input type="checkbox"/> Be prepared to merge <input type="checkbox"/> Intersection ahead <input type="checkbox"/> Divided highway ends

# FREE DMV TEST

## Indiana Road Signs

What is the meaning of these road signs? Write your own answer!

